



# Update from the United Nations Inter-Agency Coordination Group - Mine Action

Mine Action Support Group Meeting

10 October 2014

Agnès Marcaillou, UN IACG-MA Chair, UNMAS Director



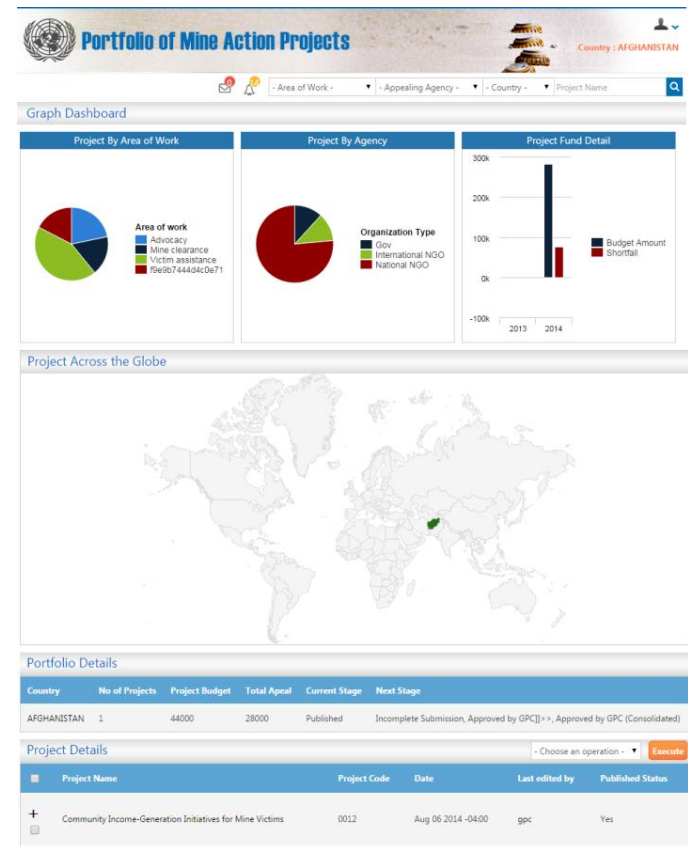
# The Monitoring and Evaluation Mechanism

	Country-level Survey (Strategic Objectives 1, 2 and 3)	HQ monitoring tool (Strategic Objective 4)
<i>Jan – April 2014</i>	Piloted	Developed
<i>May-June 2014</i>	Pilot reviewed and Survey revised	Launched
<i>15 July 2014</i>	Survey launched in UNMAS	
<i>16 Sept – Oct 2014</i>	Data collection	
<i>Nov – Dec 2014</i>	Data analysis, Survey revisions	Data analysis
<i>Jan – Feb 2015</i>	Next round of data collection	
<i>2015</i>	Analysis and reporting for the Secretary General’s Report on Assistance in Mine Action	



# UN Mine Action Portfolio

- To be published in early 2015
- Integrated into the UN Mine Action Gateway
- Accessible through Mobile Devices
- Graphic analysis
- Areas of work categories expanded






## Legal frameworks

- Third Review Conference of the States Parties to the Anti-Personnel Mine Ban Convention (Maputo, June 2014)
- Fifth Meeting of States Parties to the Convention on Cluster Munitions – (San Jose, September 2014)
- Meetings of States Parties to the Convention on Certain Conventional Weapons (CCW) (Geneva, 10-14 November 2014)
- GA resolution on Assistance in Mine Action (Oct. 2015)



# Outreach

- UN Mine Action Gateway which now includes a UN Research Guide
- International Day of Mine Awareness and Assistance in Mine Action – 4 April
- Digital Mine Field in New York New Museum





# Updates on programmes: Emergency Response

- Bosnia Herzegovina
- Gaza
- Iraq
- Ukraine





## Updates on programmes: Emerging Trends

- Improvised Explosive Devices (Mali, Afghanistan)
- Weapons and Ammunition Management - WAM (Libya, CAR)
- Integrated victim assistance and risk education





# Updates on programmes: Capacity-building for National Ownership

- Cote d'Ivoire
- Lebanon







# Funding priorities

Mine Action Support Group Meeting

10 October 2014

Agnès Marcaillou, UN IACG-MA Chair, UNMAS Director



# UNDP Funding Priorities

- Bosnia

US\$ 500 000 for management training, national capacity-building, clearance.

- Libya

US\$ 500 000 for capacity-building.

- Yemen

US\$ 1 million to support clearance activities.

- Sudan

US\$ 1 million for capacity-building and clearance.



# UNICEF Funding Priorities

## **Emergency/Residual MRE, victim assistance, advocacy, research, capacity building, surveillance, and coordination**

- Asia/Eastern Europe:

US\$ 3,1 million for Bosnia, Cambodia, Myanmar, Nepal, Sri Lanka, Ukraine

- Africa:

US\$ 6,5 million for Eritrea, Somalia, Mali, Chad, DRC, Congo-Brazzaville, South Sudan, Sudan, Senegal

- Middle East:

US\$ 7,2 million for Iraq, Lebanon, Libya, oPt, Pakistan, Syria, Yemen

## **Latin America Multi-country initiative on Armed Violence Prevention**

- US\$ 3.4 million - Priority countries would be Belize, Brazil, Colombia, Costa Rica, El-Salvador, Guatemala, Honduras, Jamaica, Mexico, Nicaragua, Panama and Venezuela

- US \$7.2 million - Still anticipated from SIDA for Mine Action and Armed Violence



## UNMAS Funding Priorities

- Gaza

US\$ 4.5 million to deliver the emergency response through 2015 –  
US\$ 500,000 available contributions + ongoing discussions with other donors.

- DRC

US\$ 5 million to support clearance and strengthen the capacity of the National Mine Action Centre.

- Colombia

US\$ 4,5 million to support the peace process, protect civilians and offer necessary expertise and support related to DDR.

- Afghanistan

US\$ 6 million to support the Mine Action Programme of Afghanistan, one of the largest mine action programmes in the world.



# Public-Private Sector Partnership

Mine Action Support Group Meeting

10 October 2014

Agnès Marcaillou, UN IACG-MA Chair, UNMAS Director



# United Nations partners

- Brooklyn Brothers:
  - Creative Agency
- Marco Grob:
  - Emmy Award Winning Photographer



UNMAS		EVACUATION DISTANCE GUIDE		
THREATS		EXPLOSIVE WEIGHT THE EQUIVALENT*	MINIMUM EVACUATION DISTANCE BEHIND WALL**	RECOMMENDED EVACUATION DISTANCE IN THE OPEN***
PIPE BOMB		5 lbs 2.3 kg	427 ft 130 m	1,200 ft 366 m
SUICIDE BOMBER		20 lbs 9 kg	493 ft 150 m	1,700 ft 518 m
BRIEFCASE/ BACKPACK		50 lbs 23 kg	607 ft 185 m	1,850 ft 564 m
COMPACT CAR		500 lbs 227 kg	866 ft 270 m	1,900 ft 580 m
FULL SIZE CAR		1,000 lbs 457 kg	985 ft 300 m	2,400 ft 732 m
VAN/ SUV		4,000 lbs 1,814 kg	1,231 ft 375 m	3,800 ft 1,159 m
SMALL TRUCK/ MOVING VAN		10,000 lbs 4,536 kg	1,444 ft 440 m	5,100 ft 1,555 m
WATER TANKER		30,000 lbs 13,608 kg	1,723 ft 525 m	7,900 ft 2,408 m
SEMI-TRAILER		60,000 lbs 27,216 kg	1,870 ft 570 m	9,300 ft 2,835 m

\* Estimation of the maximum weight of the explosive material that could reasonably fit in the object.

\*\* This minimum distance is for essential (essential) personnel only. It assumes that they are behind a well-built, heavy, concrete (or other proven overhead) protection (as blasts and fragmentation go out and up).

\*\*\* If there is no hardened structure (brick, stone, concrete) in the recommended distance.

UNMAS.ORG



## United Nations partners (cont'd)

- Schonstedt Instrument Company





- Critical Mass - Digital Marketing Agency





# VTF Management and Transparency tools

Mine Action Support Group Meeting

10 October 2014

Agnès Marcaillou, UN IACG-MA Chair, UNMAS Director



# THE CUBE

## United Nations Mine Action Service

A world free of the threat of landmines and explosive remnants of war

Start typing or explore the cloud →

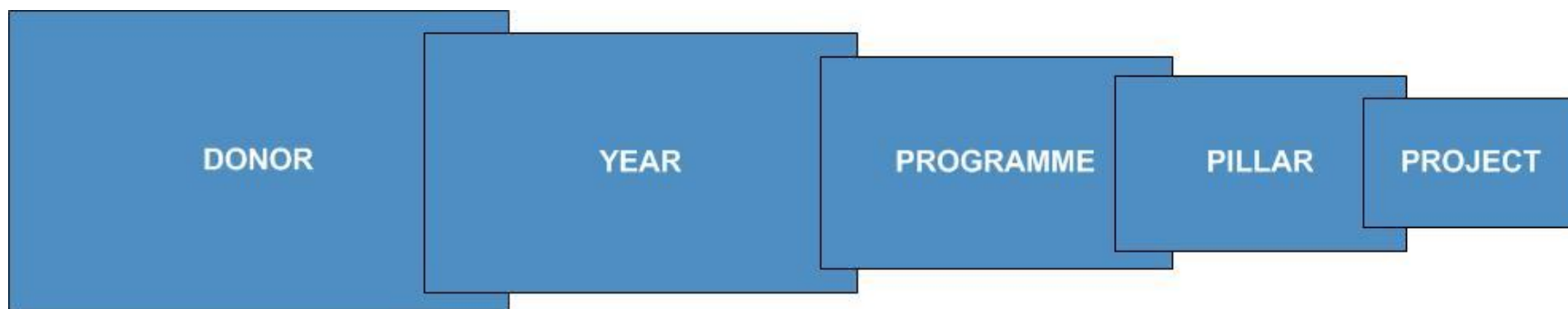


UNMAS is all about...





# THE CUBE





# CONTRIBUTIONS BY DONORS

## United Nations Mine Action Service

A world free of the threat of landmines and explosive remnants of war

Donor: All


Year: All

Programme: All

Pillar: All

Project: All

Top-k: 10



### Top 10 Donors, 2008-2014

Donor	Amt, \$	%	
1. Japan	91,935,853	20.35	
2. Canada	79,933,669	17.70	
3. European Union	72,201,642	15.99	
4. Netherlands	48,771,269	10.80	
5. Australia	43,920,779	9.72	
6. United Kingdom	24,032,219	5.32	
7. International Donors	16,595,316	3.67	
8. Denmark	15,238,348	3.37	
9. Italy	14,465,366	3.20	
10. Finland	11,148,195	2.47	



# CONTRIBUTIONS BY YEAR

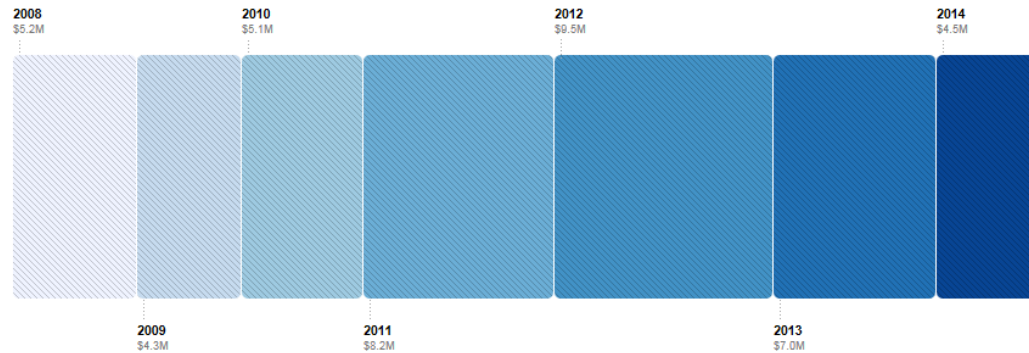
## United Nations Mine Action Service

A world free of the threat of landmines and explosive remnants of war



Donor	AUS
Year	All
Programme	All
Pillar	All
Project	All

Top-k 10



### Contributions by Australia, by Year

Year	Amt, \$	%
2008	5,220,970	11.89
2009	4,346,182	9.90
2010	5,139,604	11.70
2011	8,233,330	18.75
2012	9,458,706	21.54
2013	6,991,987	15.92
2014	4,530,000	10.31
<b>Total</b>	<b>43,920,779</b>	<b>100%</b>

© 2009–2014, United Nations Office On Drugs and Crime



# CONTRIBUTIONS BY PROGRAMME

## United Nations Mine Action Service

A world free of the threat of landmines and explosive remnants of war



Donor	AUS
Year	2013
Programme	All
Pillar	All
Project	All

Top-k 10



### Contributions by Australia in 2013, by Programme

Programme	Amt, \$	%
Afghanistan	5,133,000	73.41
Chad	780,740	11.17
Global programme	588,509	8.42
Mozambique	489,700	7.00
Libya	39	0.00
<b>Total</b>	<b>6,991,987</b>	<b>100%</b>

© 2009—2014, United Nations Office On Drugs and Crime



# CONTRIBUTIONS BY PILLAR

## United Nations Mine Action Service

A world free of the threat of landmines and explosive remnants of war



Start typing or explore the cloud →



Donor	AUS
Year	2012
Programme	MAAFG
Pillar	All
Project	All

Top-k 10



## Contributions by Australia to Afghanistan in 2012, by Pillar

Pillar	Amt, \$	%
C — Mine Clearance	4,459,941	72.41
M — Multiple	1,110,067	18.02
V — Victim Assistance	589,223	9.57
<b>Total</b>	<b>6,159,231</b>	<b>100%</b>

© 2009—2014, United Nations Office On Drugs and Crime

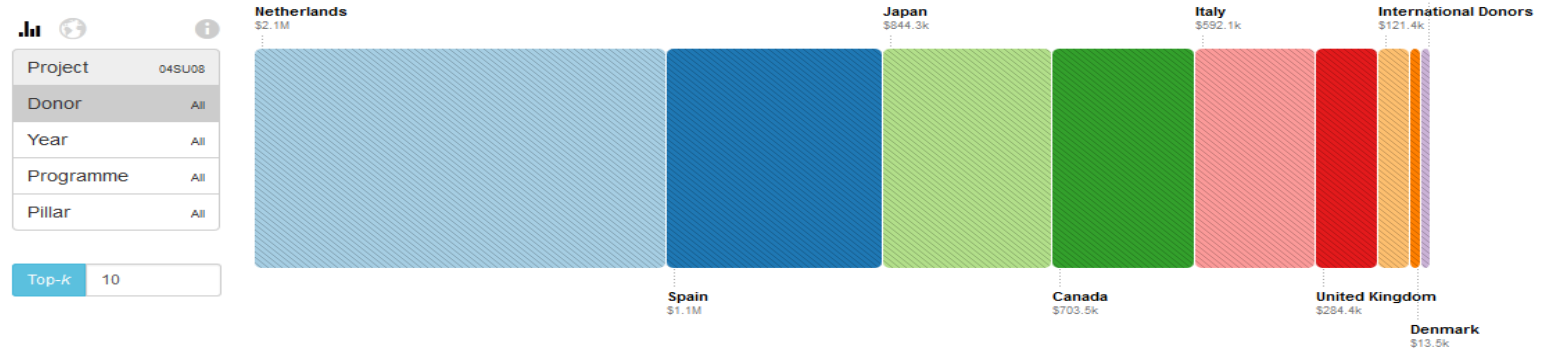


# CONTRIBUTIONS BY PROJECT

## United Nations Mine Action Service

A world free of the threat of landmines and explosive remnants of war

Start typing or explore the cloud →



Project: 04SU08

Donor: All

Year: All

Programme: All

Pillar: All

Top-k: 10

### Contributions to project 04SU08, by Donor

Donor	Amount, \$*	%
Netherlands	2,121,064	36.67
Spain	1,094,479	18.92
Japan	844,253	14.60
Canada	703,548	12.16
Italy	592,131	10.24
United Kingdom	284,426	4.92
International Donors	121,356	2.10
Denmark	13,483	0.23
European Union	9,508	0.16
<b>Total</b>	<b>5,784,248</b>	<b>100%</b>

\* All amounts based on disbursements to implementing partners.

© 2009—2014, United Nations Mine Action Service





# CONTRIBUTIONS BY PROJECT

## United Nations Mine Action Service

A world free of the threat of landmines and explosive remnants of war

Start typing or explore the cloud →



Bar chart icon Globe icon Info icon  
 Project: 10CB22  
 Donor: All  
 Year: All  
 Programme: All  
 Pillar: All

Top-K 10



- +

- Above \$500k
- \$300k – \$500k
- \$100k – \$300k
- Below \$100k

Show all

### Contributions to project 10CB22, by Donor

Donor	Amount, \$*	%	
Netherlands	566,791	34.74	
Denmark	300,550	18.42	
New Zealand	285,253	17.49	
United Kingdom	158,600	9.72	
International Donors	144,206	8.84	
Spain	114,907	7.04	
Colombia	60,992	3.74	
<b>Total</b>	<b>1,631,298</b>	<b>100%</b>	

\* All amounts based on disbursements to implementing partners.

© 2009–2014, United Nations Mine Action Service